




Y1 Parent Workshop 2023-24



Tees Valley
Collaborative Trust



Homework













Children will receive homework on a Friday and this is to be handed in on a Wednesday.

They will receive a maths and a spelling/phonics piece of homework that is linked to what they have been learning in class.

Children should be able to complete this on their own as there is no new learning and is simply additional practise of what we have already covered in class.


Throughout the year, your child may also be given homework based upon an area they need to personally develop and practise further at home.

Transport Trace, Count and

5		+	4	
2		+	1	
4		+	3	
3		+	1	
6		+	1	
3		+	1	

Special Friends - ow - blow the snow
Identify the special friends before reading and writing the words.

Look and Say	Write then cover	Write then check
blow		
snow		
show		
slow		
know		
flow		
glow		
grow		
window		
yellow		
arrow		





Reading

Reading is a vital part of any child's education. Children who read regularly at home and at a school during the primary years are those who will continue to succeed in all areas of their education.

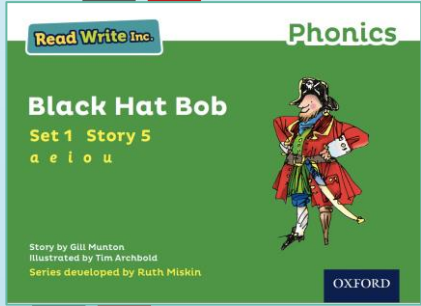
Please read stories to your child, read with them and listen to them read as often as you can. Show them you love reading too.

We advise that children should read around 20 minutes a night. This could be a part of a book or a whole book depending on the stage of reading your child is at.





Reading at Home



+



+



+



Set 2 reading - ay (2)


Consonant sounds - sh
f l v z sh th n
Consonant sounds - t
b c k t w x y ch
Vowel sounds - ay
a e h ow

<https://sch...>
Wyaie

gFm4zy/2Me




Reading at Home- ebook




Every week your child will be given homework on the Oxford Owl ebook library (logins can be found in their homework folder). Simply login and click on homework.

This will be the book that they have been reading in phonics. Your child will have read this book at least 3 times already and should be able to read this book with fluency and some expression. Ask your child to read this book to allow them to show off what fantastic readers they are. Comment on how well they have read the book and ask them questions about the story.

On the ebook library there are thousands of books they can choose from for any extra reading.



Reading at Home- phonic book



Every **WEDNESDAY**, your child will be given two phonic books that match their level of reading. We encourage you to read this book at least **twice** to build up reading speed and fluency. These books will only be changed if they have been read twice. Record this in their reading record in the same box please to save paper.


Encourage children to use '**FRED IN HEAD**' rather than sounding out every word. After they have read a page, read it back to them so they gain an understanding of what is happening in the story.

If your child is stuck on a word say 'Special friend, fred talk, read the word'. Your child should be able to spot the special friend in the word, sound out and then blend the word.

Example: play
Special friend - ay
Fred talk - p l ay
Read the word - play



Reading at Home- reading for pleasure




Every **WEDNESDAY**, your child will choose two books from the class library to take home to read for pleasure. These books **do not** have to be read twice. These books are given to expose them to a variety of stories. The child may read the book to you, you can read the book to your child, or you can even take turns reading a page each. If your child reads this book, it can be recorded in their reading record.

Do not worry if all books are not read, we will simply leave these in their book bags until they get round to reading them. We know some children love to read lots and just want to ensure that each child has enough books to read each night if they wanted too.

Remember, there is no harm in reading the same book twice, this will help to increase fluency and reading speed.



Reading at Home - library books




Every Friday, year 1 will go to the library and choose a book. This book is for the **YOU** to read to your child. This will help encourage a love of books and a passion for reading. Read the book numerous times with your child during the week you have it. Children love stories being read to them more than once. They will enjoy joining in during repetitive parts of the story and may even try to help tell the story from memory.

Library books are only changed when one is brought back. Book bags will be checked on the Friday morning and Wednesday morning. If they have returned their library book, they will be able to choose another on the Friday.



Reading at Home - virtual classroom



Set 2 reading - ay (2)



Every week, your child will be sent 'Virtual Classroom' links through evidence me.

These links are videos of the three phonic sounds taught that week.


We encourage you, to sit with your child while they watch these videos. The children are required to say the sounds back to the 'virtual teacher' and read the words following her instructions.

This is exactly like a phonics lesson in school so your child should be aware and know the routine and expectations.

<https://schools.ruthmiskin.com/training/view/QPgFm4zy/zMeWyaie>

These videos are not a requirement. They are a tool to help support your child. If you find when they are doing their homework they are unable or struggling to read the words on the sheet, then watch these videos to help for additional practise.






Rewards

GOLDEN TICKET

In year 1, reading records are checked every Wednesday. For every book they read, they are given a golden ticket to put into the golden box. During assembly, a golden ticket is selected on a Friday. The child's whose name is on the ticket gets to pick a wonderful book from the prize basket.

CERTIFICATES

Children will receive a certificate on a Friday for every TEN books they read. These can be school books, home books, magazines, basically anything that they have independently read at home. Record these in the reading record which gets counted every Wednesday.



Phonics

Phonics is taught daily at school but can be supported at home using the Phonics page on the SharePoint. Watch the video below to see a phonic lesson in action.

<https://schools.ruthmiskin.com/training/view/QPgFm4zy/2MeWyaie>

How we teach phonics:

Step 1: Introduce the sound

Step 2: Speed sounds

Step 3: Fred Talk Green Words

Step 4: Speed read Green words

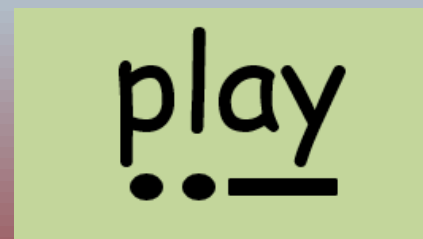
Step 5: Alien Words



Speed Sounds set 2

ay

ee



day

play

may




kay



dray



blay



Maths

As a school we follow the White Rose Maths. On the White Rose Maths site there are videos parents can watch to show you our calculation methods.

Basic Skills:

- Number bonds
- +/- one
- Counting in 2s,5s,10s
- Counting to 100 and writing numbers to 100


Resources to help:

- Number squares
- Number lines
- Pasta/Lego pieces - adding/subtracting
- Number cards - order numbers



Maths and Data Handling:

 Maths City 1	 Maths City 2	 2Count	 2Graph	 2Calculate
 2Question	 2Investigate	 2Design and Make	 2Race	 Multiplication



Assessments


Year 1:

- Phonics Screening Test (June)

Each half term children complete phonics assessments to identify gaps in learning.

Once a term, children complete maths and reading assessments to again identify gaps and areas they need to work on. Results of these tests are not shared with the children, They are used to inform teaching and identify children who may need interventions. Children will not know they are doing a test. They often enjoy these 'special jobs'.






Online Environments

Errington subscribes to a number of online learning environments:

- Purple Mash
- Number Bots
- Oxford Owl Reading Tree





Thank you for
your continued
support.