


KS 1

Learning at Home

2022



Using the SharePoint

The Share Point is a shared area where the children can access online learning environments and resources to help them with their learning.

You will find pages for different curriculum areas and links to web sites.



Share Point can be accessed via a computer, tablet or phone.



The screenshot shows a SharePoint site for a 'Year 2' private group. The top navigation bar includes the SharePoint logo, a search box, and the site name 'Year 2 Private group'. A left-hand navigation pane lists various site sections: Home, Conversations, Teams, Documents, Notebook, Pages, Phonics, Maths, Site contents, Recycle bin, and Edit. The main content area features a large red heading 'Welcome to the Year 2 Share Point' and a central image titled 'Meet the Class' showing a group of cartoon children in school uniforms. To the right, there is a 'PHONICS' banner with a note to find the page on the navigation bar, a 'Quick links' section with two links, and a 'Documents' section with a '+ New' button and a dropdown menu for 'All Documents'.

Homework

Each half term your child will be provided with a homework grid. Choose 1 task to complete each week. To show your child has completed the homework please upload a picture to the Gallery on the share point.

<p>Technologies</p> <ul style="list-style-type: none"> • Maybe you can create an electronic image of yourself or your family. You could use Paint on Purple Mash. • Go on 2 Go in Purple Mash and choose the town background. Can you explore the town in your car? 	<p>Out and About?</p> <ul style="list-style-type: none"> • Take an autumn walk in the woods: collect some leaves and identify the trees they come from • Listen the waves crashing on the beach • Take time to sit in a garden or outdoor space – what can you hear? 	<p>Literacy</p> <ul style="list-style-type: none"> • Spend a day with your family. Write a diary of your day. You could include pictures or scrapbook elements (things you collect or photos you have taken). • Choose an old building in Marske to research. What can you find out about it? 	
<p>Health and Wellbeing</p> <ul style="list-style-type: none"> • Find a space where you are calm, enjoy this space and have time alone • Get out and about with family, fresh air and conversation 	 <p>Homework Choice Grid All about Me</p>		<p>Social Studies</p> <ul style="list-style-type: none"> • Write to a friend who you haven't seen for a while. Say hello, ask them how they are • Create a family night, a film, a meal, games night (reconnect and have fun together)
<p>Expressive Arts</p> <p>Choose an old building in Marske and visit it.</p> <ul style="list-style-type: none"> • Do an observational drawing. • Create a model of the building. 	<p>Working with Others</p> <ul style="list-style-type: none"> • Work with friends and family to overcome a problem, find a location of complete a task • TOWERS – work with others to create the largest tower you can (what can you use?) 	<p>Visits</p> <ul style="list-style-type: none"> • Enjoy our local buildings – can you find the history? • Explore the colours and sounds of the Autumn in the woods • Can you find Captain Cook's father's grave in <u>St Germain's</u>? 	

Reading



Reading is a vital part of any child's education. Children who read regularly at home and at school during the primary years are those who will continue to succeed in all areas of their education. In KS1, the children will be given the opportunity to change their home reading book every morning. The teaching of reading, and fostering a love of reading, should be a partnership between home and school. Please read stories to your child, read with them and listen to them read to you as often as you can. Show them you love to read and they will too.

Phonics

Phonics is taught daily at school but can be supported at home using the Phonics page on the SharePoint.

How we teach phonics:

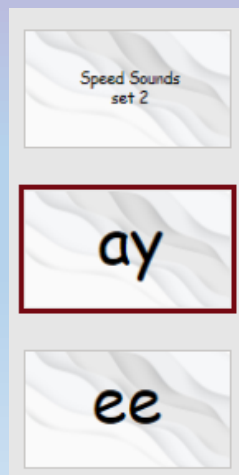
Step 1: Introduce the sound

Step 2: Speed sounds

Step 3: Fred Talk Green Words

Step 4: Speed read Green words

Step 5: Alien Words



Maths

Basic Skills:

- Number bonds
- +/- one and ten
- 2s, 5s, 10s times tables (Year 2)
- Counting to 100 and writing numbers to 100

Resources to help:

- Number squares
- Number lines
- Pasta/Lego pieces - adding/subtracting
- Number cards - order numbers

Resources to help can be found on the Share Point.



Maths and Data Handling:



Online Environments

Errington subscribes to a number of online learning environments:

- Purple Mash
- Abacus Maths
- TT Rockstars

Links for these can be found on the Share Point.

Free resources and games are also available at: White Rose Maths, Oak National Academy and Top Marks.




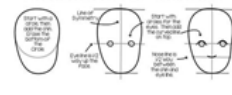
What to expect if the bubble has to isolate:

- Your child will be given a paper pack which includes maths resources, English lesson resources and a topic grid.
- There will be one Maths and one English online lesson input with your teacher daily on Microsoft Teams.
- Your child will be expected to complete the work set at the end of the lesson with your support when needed. The teacher will be available via chat or email.
- On an afternoon you may choose one activity to complete from the topic grid.
- Work should be emailed to the teacher, completed in the Teams workbook or put on the Share Point on the Photo Gallery.
- We would also expect you to read with your child daily and do some phonics activities (available on the Share Point)

Lockdown Expectations

Year 1-2 Timetable (in case of lockdown)

MONDAY	TUESDAY	WEDNESDAY	THURSDAY	FRIDAY
Complete Phonics practice using Power Points from Share Point daily.				
English-Year 2 9.00-10.00	English-Year 2 9.00-10.00	English-Year 2 9.00-10.00	English-Year 2 9.00-10.00	English-Year 2 9.00-10.00
English - Year 1 10.00 - 11.00	English -Year 1 10.00 - 11.00	English - Year 1 10.00 - 11.00	English - Year 1 10.00 - 11.00	English-Year 1 10.00-11.00
Mental Maths	Mental Maths	Mental Maths	Mental Maths	Mental Maths
Maths-Year 2 11.00-11.30	Maths-Year 2 11.00-11.30	Maths-Year 2 11.00-11.30	Maths-Year 2 11.00-11.30	Maths-Year 2 11.00-11.30
Maths-Year 1 11.30-12.00	Maths-Year 1 11.30-12.00	Maths-Year 1 11.30-12.00	Maths-Year 1 11.30-12.00	Maths-Year 1 11.30-12.00

<p>Science</p> <p>Think about the food you should eat for a healthy diet. Plan a healthy meal.</p> <p>You can:</p> <ul style="list-style-type: none"> • Draw a picture • Make a healthy meal with your parents • Make a healthy meal collage • Use plasticine or playdough to make your meal. <p>Label the food you have included. Take a photograph.</p> 	<p>All About Me Topic Activities</p> <p>Choose an activity each afternoon. Some activities may take more than one session to complete. Once completed email to your teacher or take a photo and put into the Picture Gallery on your Share Point.</p> <p>Geography</p> <p>Draw a picture map of the route you take to get to the park.</p> <p>You can include:</p> <ul style="list-style-type: none"> • Houses • Roads • The park • Shops and other buildings you pass 	<p>Art</p> <p>Choose a member of your family. Draw a portrait of them. Don't forget to include: eyes, nose, mouth, eye brows, ears and hair.</p> <p>You can use:</p> <ul style="list-style-type: none"> • Pencil • Felt tips • Pencil crayons • Pastels • Paints <p>Remember to look carefully at eye and hair colour.</p> <p>PROPORTIONS OF THE FACE</p> 	<p>Complete 1 session of TT Bookstars</p> <p>Choose an activity from topic grid.</p>	<p>Year 2 Complete 1 session of TT Bookstars</p> <p>Choose an activity from topic grid.</p>	<p>Year 2 Complete 1 session of TT Bookstars</p> <p>Choose an activity from topic grid.</p>
<p>Activities may vary and work for the lesson will need to be completed after the lesson completed on the Teams class notebook.</p>					

**Thank you
for your continued
support**

